



SAFETY AT THE HIGHEST LEVEL

# KeeMark<sup>®</sup> Operation & Maintenance Manual



CONTENTS	PAGE
KEEMARK Overview	2
KEEMARK Components	3
KEEMARK Recertification	4



## INTRODUCTION

The KEEMARK demarcation system has been designed to provide a high visibility controlled access zone that is virtually maintenance free.

This non-fall arrest product has been introduced to satisfy the Health & Safety Executive guidance note HSG 33 Health & Safety in Roofwork which recommends that demarcation systems should be immediately obvious and project above the main roof decking.

Section 67 of HSG 33 states that “markings at foot level are not a suitable alternative to a barrier” which implies painted lines on roofs are no longer acceptable as a means of demarcation.

## VERSATILE SYSTEM

The KEEMARK Demarcation System is compact, portable, easily assembled and features a unique post design which prevents the chain from becoming detached during adverse weather conditions. KEEMARK’s base foot is formed from recycled PVC and weighs 25kg which supports the system.

KEEMARK is further enhanced by a high visibility, two colour polyurethane or steel chain which is continually linked between the support posts.

Installation of the system is quick and easy with the support posts set up to 3m apart and the chain linked to form a continuous demarcation route from the point of roof entry to the point of exit.

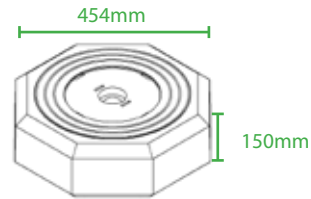
In many cases, demarcation is required to a specific piece of plant/equipment in the centre of a large roof. This is where the demarcation system can be used in place of edge protection solutions, providing the demarcation is set at least 2m from the roof edge.

The system can equally be used at ground level for alternative types of demarcation such as trade shows, machinery demarcation and queue management.

## KEEMARK & KEEGUARD

Where budgets are restricted we recommend of combination of KEEMARK and KeeGuard edge protection. Where plant and equipment or access is required within 2m of the roof edge we recommend the installation of KeeGuard. In order to provide a “Safe System to Work” these guarded areas are linked together using KEEMARK.

The above provides a safe means of roof access on a restrictive budget.



## KEE MARK 25KG BASE AND INSERT - KMBASE200

The base foot is formed from PVC and provides support to the Demarcation System.  
Material: Recycled PVC & PP. Component weight: 25kg



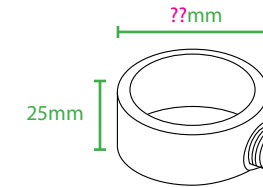
## STEEL CHAIN 6MM - KMCS

High visibility red and white painted chain links the support posts that are spaced 3m apart.  
Material: steel. Supplied in 100m long rolls giving an effective length of 88m when installed.  
Component weight: 0.65kg per metre.



## UPRIGHT KEE MARK- KMUP1

This component is galvanised to BS EN ISO 1461. The upright comes complete with 1 No 76-7 hook fitting positioned at the top of the tube for connection of the chain. Includes 8mm karabiner clip. Material: Malleable cast iron to BS 1562 & galvanised steel to BS EN ISO 1461.  
Component weight: 4kg.



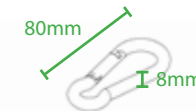
## COLLAR 75-7

High visibility red and white painted chain links the support posts that are spaced 3m apart.  
Material: Galvanised malleable cast iron to BS 1562. Component weight: 0.15kg



## UPRIGHT 2 KEE MARK- KMUP2

This component is galvanised to BS EN ISO 1461. The upright comes complete with 2 No 76-7 hook fitting positioned at the top and centre of the tube for connection of the chain. Material: Malleable cast iron to BS 1562 galvanised steel to BS EN ISO 1461. Includes 8mm karabiner clip.  
Component weight: 4.5kg.



## 8MM KARABINER - KARI8

8mm karabiner for linking chains, or a replacement part for a KMUP1 or KMUP2. Featuring a sprung clip. BZP coated.  
Material: Steel. Component weight 0.08kg



## PLASTIC CHAIN 6MM - KMC

High visibility red and white polyethylene chain links the support posts that are spaced 3m apart.  
Material: polyethylene. Supplied in 25m long lengths, giving an effective length of 22m when installed. Component weight: 0.055kg per metre.



## SIGN FITTING - A13-7

Kee Klamp add-on fitting allowing the fitting on a sign up to 3mm in thickness. Guidance advised for windloadings. Sign not included.  
Material: Maleable cast iron top BS 1562. Component weight 1kg



- Periodic inspections by a competent person are recommended by the manufacturer. In UK/Europe these are required under Regulation 5 of the Workplace (Health, Safety & Welfare) Regulations and the Work at Height Regulations. The frequency will depend upon the environment, location and usage but should be at least every 12 months.
- Walk & visually inspect the complete system installation in relation to the client's needs. Establish if any modifications or additional products are required to reflect any refurbishment or additional plant and equipment that have been installed and require access.
- Check installation configuration is complete as per the original installation drawing/plan.
- Ensure the system has not been modified or tampered with by unauthorised persons.
- Check the general height of the system including the leg centres, do not exceed 3m.
- Any galvanised components showing signs of corrosion, wire brush thoroughly and apply galvanising spray / paint as appropriate. If rusted significantly take digital photographs and include in the inspection report.
- Where applicable check fixings to walls or structures.



Kee Safety Limited  
Cradley Business Park  
Overend Road, Cradley Heath  
West Midlands B64 7DW

Phone: +44 (0) 1384 632 188  
Fax: +44 (0) 1384 632 192  
sales@keesafety.com  
www.keesafety.co.uk